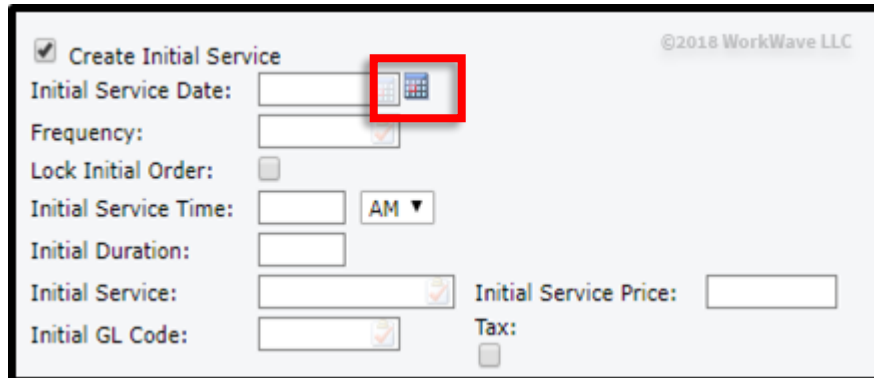


Best Fit

Best Fit is used for creating new orders and rescheduling existing. You must have the option enabled in your Profile for Use Best Fit Scheduler to access all of the features noted below.


There are 6 different ways to access Best Fit depending on how you use PestPac:

- When creating an initial order in a service setup, click the *calendar* icon to receive a prompt for Best Fit.



©2018 WorkWave LLC

Create Initial Service

Initial Service Date: 

Frequency:

Lock Initial Order:

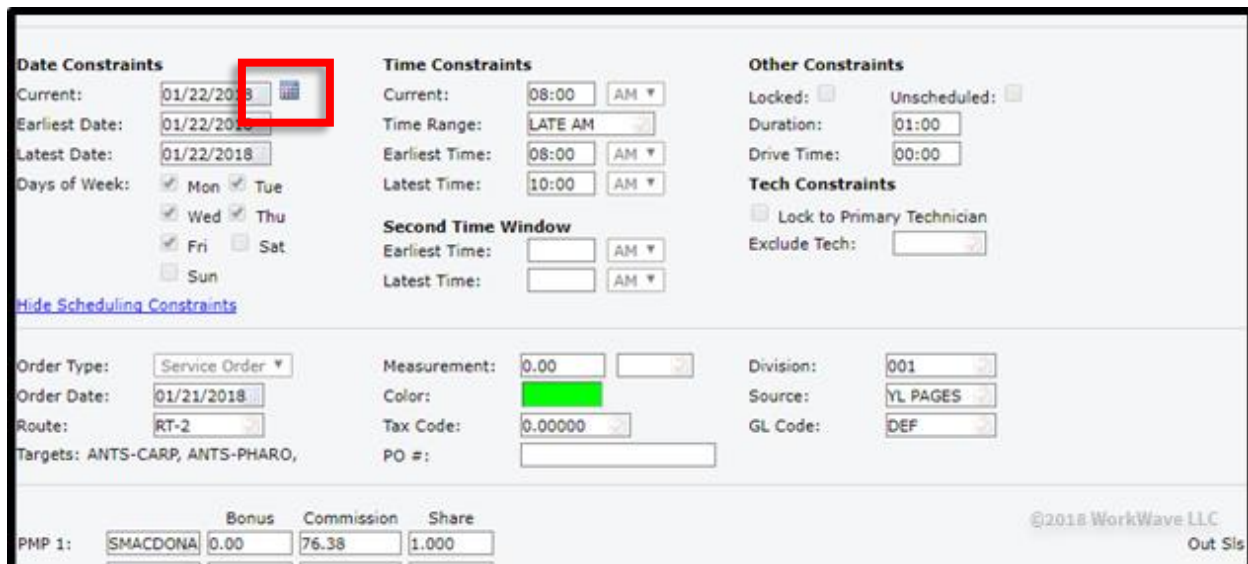
Initial Service Time: AM ▼

Initial Duration:


Initial Service: Initial Service Price:

Initial GL Code: Tax:

- When creating a new one-time order, editing an existing order, or using the blue order link tied to the service setup from Location Detail screen, click the *calendar* icon to be prompted for Best Fit.



Date Constraints

Current: 

Earliest Date:

Latest Date:

Days of Week: Mon Tue Wed Thu Fri Sat Sun

[Hide Scheduling Constraints](#)

Time Constraints

Current: AM ▼

Time Range:

Earliest Time: AM ▼

Latest Time: AM ▼

Second Time Window

Earliest Time: AM ▼

Latest Time: AM ▼

Other Constraints

Locked: Unscheduled:

Duration:

Drive Time:

Tech Constraints

Lock to Primary Technician

Exclude Tech:

Order Type:

Order Date:

Route:

Targets: ANTS-CARP, ANTS-PHARO,

Measurement:

Color:

Tax Code:

PO #:

Division:

Source:

GL Code:

	Bonus	Commission	Share
PMP 1: SMACDONA	<input type="text"/>	<input type="text"/>	<input type="text"/>

©2018 WorkWave LLC
Out Sis

- When rescheduling an existing order from the bottom of the Location Detail screen, click the *calendar* icon to be prompted for Best Fit.

Order #	Date	Time	Duration	Tech
1313139	Mon 01/22/18	8:00 AM	01:00	SMACDONALD

- When rescheduling an existing order from the Appointment Scheduler by single-clicking an order, click the *Best Fit* button.

DANI - Dani Dogooder - 02/09/18 to 02/15/18

[New Order](#)
[Best Fit](#)
[Shuffle](#)
[Export](#)
[Refresh](#)
[Time Lock](#)

February 2018

Su Mo Tu We Th Fr Sa
 28 29 30 31 1 2 3
 4 5 6 7 8 9 10
 11 12 13 14 15 16 17
 18 19 20 21 22 23 24
 25 26 27 28 1 2 3

02/09/2018

Technicians

- ACOLLINS
- ASHAW
- BMOORE
- CCOHEN
- CYOUNG
- DANI**
- DMORRISON
- DWALKER
- GONEIL
- JDAVIS
- KKELLY
- KMCDONALD
- LHOWARD
- MMCCARTHY
- MTHOMAS
- PPIERSIAK
- SCOOK
- SMACDONALD
- TMURRAY

Select

DANI

Time	Fri 02/09	Sat 02/10	Sun 02/11	Mon 02/12	Tue 02/13	Wed 02/14	Thu 02/15
07:00 AM							
08:00 AM							
09:00 AM							
10:00 AM							
11:00 AM							
12:00 PM							
01:00 PM						NB Testing Neptune	
02:00 PM							

- When rescheduling an existing order from the Appointment Scheduler, by double-clicking an order and then clicking the *Best Fit* link in the *Edit Order* popup.

The screenshot displays the WorkWave Appointment Scheduler interface. On the left, a calendar for January 2018 shows a grid with time slots from 07:00 AM to 04:00 PM. A green block representing an appointment for 'Smith, Tim' is visible at 08:00 AM. The calendar header includes 'SMACDONALD' and 'THURRAY'. A tooltip is visible over the 01:00 PM slot, listing details such as Technician, Work Date, Appointments, Total Value, Production Value, Start Time, End Time, and Duration.

The 'Edit Order' popup window is open on the right, titled 'Smith, Tim (101211)'. It contains the following fields and options:

- Order Number: 1313139
- Edit Order - Add Note - Show Distances - Best Fit
- Order Number: 1313139
- Work Date: 01/22/2018
- Work Time: 08:00 AM (with 'Snap Up' and 'Snap Down' links)
- Lock Appt:
- Earliest Date: 01/22/2018
- Latest Date: 01/22/2018
- Time Range: Late AM
- Earliest Time: 08:00 AM
- Latest Time: 10:00 AM
- Duration: 01:00
- Drive Time: 00:00
- Route: RT-2
- PMP 1: SMACDONALD
- PMP 2: (empty)
- Color: (green)
- Complete:
- Location Instructions: (text area) with 'Make Changes Permanent?' checkbox
- Service Instructions: (text area) with 'Make Changes Permanent?' checkbox
- Order Instructions: (text area) with 'MISC' dropdown

At the bottom of the popup are buttons for 'Save', 'Print', 'Outlook', and 'Cancel'. The footer of the popup reads '©2018 WorkWave LLC'.

- When creating a new order from the Appointment Scheduler screen, a RouteOp-only feature exists called New Order. If using this option, you can specify the Address, Zip Code, City, State, Service Code, and Duration of the service you want to create a new order for as well as Best Fit. After following the prompts, you will see the Best Fit screen for scheduling this new order.

DANI - Dani Dogooder - 02/09/18 to 02/15/18

New Order Export Refresh Time Block Print

Enter Address and Service Information for this New Order

Last Name:

Phone: Ext: Mobile:

Email:

Address: Street:

Zip Code: City: State:

Service: Duration: 00:00

Search Cancel

©2018 WorkWave LLC

New Order Best Fit Shuffle Export Refresh

ACOLLINS ADNAW BHOORE COHEN CYOUNG DANI DRORRISON DWALKER GONEJL JDAVIS KELLY

07:00 AM
08:00 AM

Click on a button below to view orders

New Customer:
200 Rt 66
Neptune, NJ 07757

Order Info:
Service: BEE Duration: 00:45

Order Constraints
Eligible Dates: (All)
Eligible Times: (Anytime)
Required Skills: (None)

Limit Results To:
Tech: Tech Region: Dates: 01/21/2018 - 01/26/2018 Times: AM - AM

Enter search parameters above and click Search

Show Routes with Unreachable Appointments
 Ignore Constraints on Order Being Scheduled

Search Back

©2018 WorkWave LLC

Only Tech & Date
in Columns)
Map Route
Send to GPS

ACOLLINS ADNAW BHOORE COHEN CYOUNG DANI DRORRISON DWALKER GONEJL JDAVIS KELLY

Using Best Fit

Once you've chosen which way to access Best Fit, you will see the Best Fit search screen with the Location and Order information displayed.

The screenshot shows a software window titled "Best Fit" with the following content:

- Location:** [101211]
Tim Smith
67 Overlook Dr
Holliston, MA 01746-2464
733-920-2000
[Map](#)
- Order:** [1313139]
Tech: SMACDONALD
Route: RT-2
Work Date: (None)
Work Time: (None)
Duration: 01:00
Service: AP
- Order Constraints:**
Eligible Dates: (All)
Eligible Times: (Anytime)
Eligible Days: Mon, Tue, Wed, Thu, Fri
Locked: No
Lock To Tech: No
Required Skills: (None)

Limit Results To:

Tech: Tech Region: Dates: 01/17/2018 - 01/22/2018 Times: AM - AM

Enter search parameters above and click Search

Show Routes with Unreachable Appointments
 Ignore Constraints on Order Being Scheduled

©2018 WorkWave LLC

- **Order Constraints** shows you what constraints, if any, are on the order you are trying to schedule. If you are rescheduling an order that you do not need to keep in their current constraints, you can check Ignore Constraints on Order Being Scheduled. Otherwise, Best Fit will try to respect the Order Constraints section.

Note: Do not check the *Show Routes with Unreachable Appointments* box unless you want to potentially move an order off the schedule to fit this one, and then go back to re-schedule the order being moved.

- **The Limit Results To** section can have defaults set under *Menu > Settings > Company Setup > Additional Modules > RouteOp and VRM > Best Fit Scheduling Options*. You can override those defaults on the screen as well. Once criteria are entered, you can click the *Search* button.
- **Show Routes with Unreachable Appointments:** Select this option if you want Best Fit to proactively look to move orders from the current schedule as unreachable to fit in this service order. You will need to go back and locate the order that was made unscheduled and use Best Fit to reschedule it for another day by going to the *Unscheduled Appointments* section of the Appointment Scheduler.
- **Ignore Constraints on Order Being Scheduled:** Select this option if you want Best Fit to respect the search criteria on this screen, no matter what the current date or time constraints are on the order being scheduled. Leaving this box unchecked will respect current constraints on the order, no matter what criteria you search.

Best Fit will provide options for scheduling this Service Order. If satisfied with the option, clicking the *Day / Date / Time Window* link will immediately schedule the order you are working on as well as re-optimize the day to which you are moving, and the day from which you are moving it, if applicable.

If you would like to see other options for a given day, click the *Show more results* link.

The screenshot displays a scheduling window with the following sections:

- Location:** [101211] Tim Smith, 67 Overlook Dr, Holliston, MA 01746-2464, 733-920-2000, [Map](#)
- Order:** [1313139] Tech: SMACDONALD, Route: RT-2, Work Date: (None), Work Time: (None), Duration: 01:00, Service: AP
- Order Constraints:** Eligible Dates: (All), Eligible Times: (Anytime), Eligible Days: Mon, Tue, Wed, Thu, Fri, Locked: No, Lock To Tech: No, Required Skills: (None)
- Limit Results To:** Tech: [], Tech Region: [], Dates: 01/17/2018 - 01/22/2018, Times: [] AM - [] AM
- Scheduling Options:**
 - [Wednesday, 01/17/2018 08:00 AM - 10:00 AM](#) SMACDONALD Steven MacDonald 7.17 miles away. 08:00 AM 0 unreachable Additional Drive Time: 00:00. [Show more times...](#) [View Schedule](#)
 - [Thursday, 01/18/2018 08:00 AM - 10:00 AM](#) SMACDONALD Steven MacDonald 7.17 miles away. 08:00 AM 0 unreachable Additional Drive Time: 00:00. [Show more times...](#) [View Schedule](#)
 - [Friday, 01/19/2018 08:00 AM - 10:00 AM](#) SMACDONALD Steven MacDonald 7.17 miles away. 08:00 AM 0 unreachable Additional Drive Time: 00:00. [Show more times...](#) [View Schedule](#)
- Filters:** Show Routes with Unreachable Appointments, Ignore Constraints on Order Being Scheduled
- Buttons:** Refresh, Cancel, [Show More Results](#)
- Footer:** ©2018 WorkWave LLC